


Matthys
GROUP

Changing ideas into machines



*Innovative
and customized
machinery solutions*

Matthys Group is an international challenger in design, engineering and production of innovative and customized machinery solutions. Strong in various sectors such as textile, automotive and construction. Engagement, ownership and confidence are the core values for Matthys' three generations of customer loyalty.



How do we do it

Thanks to our structure of various autonomous and highly specialized entities we can guarantee our flexibility and independence while vertical integration enables customers to choose between a comprehensive solution and specific modules. If wanted this can be done in co-engineering. A smart organizational structure based on advanced – and if relevant, fully-automatic – processes is only one example of how we create extra value for our customers. Permanent investment in R&D, powerful production tools and experienced talent are at least as valuable.

We value

- Trust
- Opportunities to self-develop and think along with customers
- No-nonsense communication within a flat structure
- Passion for technique and technology
- Structured flexibility
- Ownership and commitment
- A feeling for safety in jobs, behavior and solutions



Changing ideas into machines

Carpet confection p. 04 - 07

Residual winder p. 08

Splicer p. 09

M-warp p. 10 - 13

Winding p. 14 - 15

Cut-to-order p. 16 - 17

Inspection p. 18 - 19


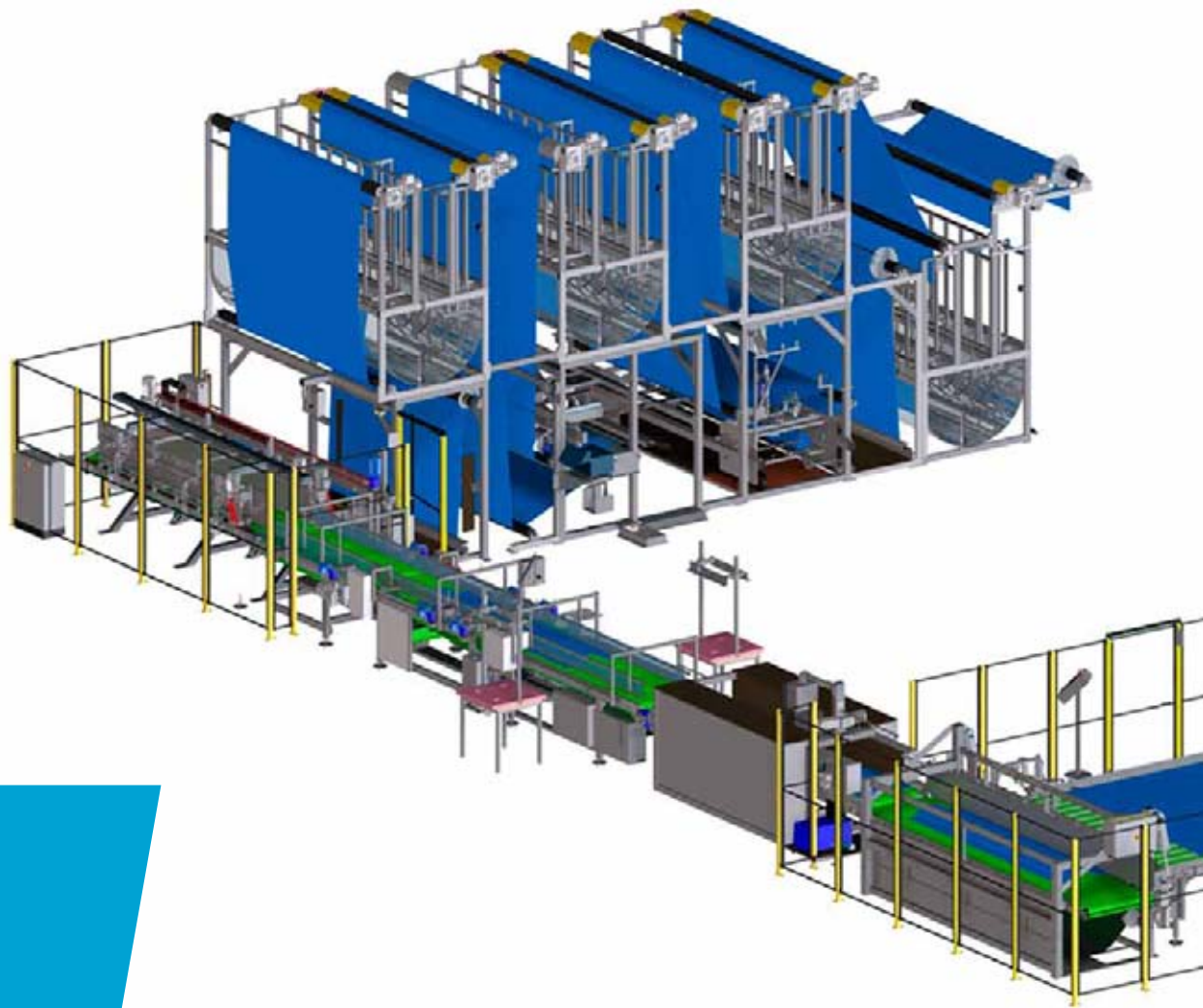
Backing line equipment p. 20

Non-woven p. 21 - 27

Tufting equipment p. 28 - 29

Textile related automation p. 30

04 Carpet confection




Long side cutting (slitter) **LSM**

The machine is standard equipped with individually controlled cutter heads. The machine detects automatically the gap between 2 rug lanes. As additional option for this machine, you can cut with camera detection.

Long side over-edging machine **AFL**

- Machine for full-automatic and continuous length over-edging of carpets
- Usable width: 2,2 to 5,2 m
- Thread rupture detectors at each side
- Full-automatic positioning of the two sewing units:
 - Longitudinal positioning with perfect sewing density through synchronisation of sewing machine speed and carpet transport speed
 - Latitudinal positioning and correction by using electronic detection of carpet edges
- Optional: automatic labelling



Cross-cutting machine **DWS**

- Supply from J-box which guarantees the continuous working of the double-sided fringing/over-edging line or the double-sided glueing line
- Usable width: max. 5,2 m
- As additional option for this machine, you can cut with camera detection



06 Carpet confection

Short side over-edging (combi line) **FABB**

- Continuous fringing/over-edging of two transversal sides
- Fringing and over-edging heads are interchangeable on the same line
- Touchscreen displays all instructions and machine errors
- Fringing/over-edging head on removable slide with linear guides for easy repair or maintenance



Glueing machine **APL**

- The edges are folded full-automatically by means of electronic pile detection
- Accurate determination of folding line by means of PLC controlled stepper motors
- Automatic correction in case of irregular rug shape
- Single-sided glueing line also available
- Sharp folded edges thanks to ultrasonic indentation prior to folding



Rolling unit with packing module

- For automatic hard rolling of rugs
- Rugs are rolled with high flexibility
- Rolling speed: 3 to 4 rugs per minute, depending on the rug size
- The rugs are automatically completely packed with plastic film



Manipulators

- For automatic stacking of packed rugs in trailers, carts or containers
- 3 styles:
 - Right throw-out
 - Left throw-out
 - Throw-out on both sides, depending on the selection criteria
- Speed: 4 rugs per minute

08 Residual winder

Profitwinder

automatic winding of residual bobbins to a full cylindrical package

- ✓ *Very reliable*
- ✓ *User-friendly*
- ✓ *Low maintenance cost*
- ✓ *High speeds*
- ✓ *Extremely low energy consumption*

Technical specifications:

- Traverse: 250 mm (10 inch)
- Maximum package diameter: 320 mm
- Easy to install mono-spindle unit
- Automatic change of feed packages
- Revolver creel for 16 residual bobbins (max. diameter of 165 mm)
- Automatic splicing / knotting
- Linear yarn drive system ('Pineapple system' in option)
- Automatic doffing
- 12 position empty tube storage
- Diameter linked variable yarn tensioning system with proportional valve
- Diameter linked variable holder with proportional valve
- Vibration damper
- Speed-to-end function (decreasing unwinding speed near the end of each feed package)
- Electronic yarn cleaner (option)
- Power supply: 3 x 400 V + PE, 50Hz (optional: 60 Hz)
- Energy consumption: 1,1 kW (during winding), 2,2 kW (during knotting cycle 15s)
- Compressed air supply: minimum 6 bar (87 psi) - ½ inch
- Airflow: 30 NI/min depending on splicer type
- Dimensions: 1,2 m (width) x 1,85 m (depth) x 1,9 m (height)


Touchscreen settings:

- Speed (up to 1000 m/min)
 - Cross angle
 - Meter counter
 - Diameter setting
 - Speed-to-end
 - Splicer parameters
 - Various other operating parameters
 - Alarm settings
- ...





*Replace your knots by IRM/2-splices
Increase your efficiency in the production
and quality of your products ...
Splices can easily be processed and are
practically invisible in the final product.*



IRM/2-splicer

The IRM/2-splicer produces yarn joints with highest strength. The IRM/2 is very reliable to splice smooth filament yarns as well. IRM/2-splices, having minimum increase of yarn volume, lead to uninterrupted production processes to result in better looking final products.

Handy application

Fast and easy splicing thanks to the comfortable belt. On rails or stands, hand- or footactivated IRM/2- splicers will be your partner on various textile machinery.

Application fields:

Winding machinery

- Bobbin winders
- Splicers
- Knitting creels
- Residual winders

Carpet machinery

- Confection lines
- Creels for tufting
- Over-edging, cutting

Sectional and direct warping machines

- Warping machines
- Warping creels

- ✓ Multifunctional
- ✓ Large yarn range
- ✓ Limited adjustments
- ✓ Robust design


Splicer 09

10 M-WARP

M-WARP

Matthys delivers custom-made machinery for every requirement. The basic version of the M-WARP sectional warper covers as many application areas as possible. In addition, the equipment is capable of satisfying all specific customer requirements with appropriate options.

The unique forward beaming operation eliminates any friction on the yarn sheet. This results in an unsurpassed beam quality which is particularly important when processing delicate yarns. Conventional beaming is also available whenever existing beam handling logistics should be retained.



M-WARP with forward beaming

To provide the best possible quality, Matthys has given the matter due consideration. The beamer of the M-WARP sectional warper can be positioned at the side of the creel. This results in the most efficient beaming operation by eliminating deflection rolls and without having to reverse the warping direction. This beaming operation is particularly important when processing delicate yarns.



This forward beaming operation has a number of advantages:

- Friction between the yarns and the deflecting rolls is avoided
- Crossed yarns will open during beaming
- The graphic touchscreen terminal can be easily reached by the operator during warping and beaming

The beamer can also be positioned at the conventional side of the warper. In this way, the existing logistics and beam handling operations should not be changed in case a conventional sectional warper has to be replaced.

Automatic yarn build-up

The yarn build-up is monitored from the start of the warping process. All the sections are made in exactly the same way as for an absolutely uniform warp quality. After entering the basic warp data in the operator terminal, the machine defines automatically the initial reed headstock feed. This feed is controlled by the electronic system in the first section and adapted to the yarn behavior for a perfect warp build-up. The feed pattern of the first section is memorised and reproduced in all following sections. This technology is unsurpassed as the feed sensors are contactless and do not require any measuring stop. The reed headstock movement is driven by a high precision servo motor with traction on a steel reinforced toothed belt, that is entirely maintenance-free.

Thus, an absolute cylindrical package is obtained when:

- All the threads have exactly the same length
- All the threads are wound under constant tension
- The sections fit together with ultimate precision



Standard duo-motor beaming

To increase speed and beaming power, all M-WARP sectional warpers have two beaming motors, one at each side of the warp beam. This dual-drive technology has the additional advantage that torque in the beam barrel is eliminated. This increases substantially the lifetime of the used beams, especially when using large warping widths.

Options

Matthys provides many optional features on its warping machines for enhanced added value and to increase their productivity. You can adjust the performance of the M-WARP to the requirements of your facility.

Main technical data

Warper	Standard	Optional
Max. warping speed (m/min)	800	1000
Max. section tensile force (N)	1760	1300
Max. section width (mm) 400	400	550 / 650
Driving power (KW)	18,5	15 / 22 / 30
Max. beam flange diameter (mm)	1000	1250
Drum circumference (mm)	3610	3046 (ø 1250)
Foundation	not required	
Beam width (mm)	up to 5400	larger widths on special request
Drum construction: The drum surface is made of 8 mm steel plate with reinforcing rings. The drum-cone unit is a complete welded construction, turned and statically and dynamically balanced.		
Beamer		
Max. beaming speed (m/min) (*)	300 (or adapted to the specifications of the customer)	
Industrial max. tensile strength (N) (**)	100 - 7000	up to 24 000
Driving power (KW) - Dual-drive	2 x 18,5	2 x 15 / 2 x 22 / 2 x 30

(*) Depending on the tensile strength

(**) Depending on the beaming speed

Maintenance-free 3-phase asynchronous motors with frequency inverter drives. They provide rapid acceleration and assure the desired flexibility regarding speed and winding tension.

Modular creel concept for long-life flexibility

The creels are designed and fabricated for compact packing and easy installation. Erection, packing and transportation costs are reduced to a minimum. This will substantially decrease the total investment cost.

To satisfy every quality and performance requirement, Matthys has a full range of warping and beaming creels. A custom-made solution can be offered to every customer. To cover all the requirements, four basic models that are all extensible to meet the individual needs, have been developed.

The creels are designed and engineered to meet each requirement. As a result of the modular concept, the creel layout can easily be changed at a later stage. Your today's investment is guaranteed for changing requirements in the future. Matthys offers also creels for direct beamers, knitting machines, weaving and tufting equipment.



High performance creels for economical production of top quality warps

Fixed frame creel, CW-F type

This creel features a fixed steel construction with suspended tensioner frames. This design leaves the floor free for cleaning and offers excellent accessibility and handling. The fixed frame creels are very often used in pairs, servicing a traversing warper. One creel can be running while the other is being preloaded.

Truck creel, CW-T type

The packages are loaded on double-sided trucks that can be entered and taken out individually. The trucks have ball-bearing mounted wheels for effortless movement. During the creeling of the first set of trucks, the reserve set can be reloaded to shorten the lot changing times considerably and enhance the productivity of the warping equipment. The downtime is restricted to the time required to move the carriages in and out and to knot the yarns.

Magazine creel, CW-M type (inside or outside draw-off)

A magazine creel allows continuous, non-stop, yarn take-off. There are two packages per end. Each package is fitted to an individual arm which can be rotated for easy loading and unloading.


Swivelling frame creel, CW-S type (inside or outside draw-off)

The next set of packages to be run, can be loaded and prepared while the warper is running the previous set. When the running packages are empty, the package frames can be rotated to bring the new set of packages into the active position. The rotating frames have a locating catch-handle for easy positioning. Swivelling frame creels are used to warp successive sets of equal length yarn packages with a minimum stopping time and a maximum production. This creel is particularly suited for large packages of filament yarn.

Tensioning units and stop-motion detection systems

A number of different tensioning units and stop-motion sensors can be installed on the Matthys creels in order to cover a large span of yarn types and counts.

Vertical pitch (mm)	225	250	270/280	300	335	400
Horizontal pitch (mm)	225	250	270/280	300	335	400
Decks	9	8	8	7	6	5



14 Winding

Ecowinder with automatic doffing of packages



- Cylindrical or conical packages
- Traverse: 100, 125, 150, 175, 200 and 250 mm (4", 5", 6", 7", 8" and 10")
- Automatic doffing of packages
- General or individual (option) speed adjustment (100-1000 m/min)
- Handy diameter adjustment (maximum 300 mm)
- Storage capacity of 8 tubes
- Direct connection between drum and driving motor (no belts)
- Cast iron drums
- Ceramic yarn guiders
- Power per 6 spindles: 3 kW
- Compressed air consumption: 25 NI/min
- Dimensions (length x width x height): 5,45 m x 1 m x 2,05 m

Contractwinder

- Based on the Prowinder or Ecowinder and specially developed for the contract market
- The machine is controlled by PC steering unit
- Our software creates a winding job, based on the captured information from your CAD system
- After the winding, when the required length is reached, the bobbin receives a label with information, such as: creel door, creel position, length, colour, and user-defined data
- Advantages of this system are the minimum yarn waste and the production control data





Eurowinder

without automatic
doffing of packages

- Cylindrical or conical packages
- Traverse: 100, 125, 150, 175, 200 and 250 mm (4", 5", 6", 7", 8" and 10")
- Winding speed: 800 m/min
- Each winding unit is an independently working system with its own drive and electronic speed regulator
- With handy device to preset package diameter or yarn-length measuring
- Available with pre-unwinder
- Power per 6 spindles: 3 kW
- Dimensions (length x width x height): 4,2 m x 1 m x 1,43 m


Prowinder

with automatic
doffing of packages

- Cylindrical packages
- Traverse: 100, 125, 150, 175 and 200 mm (4", 5", 6", 7" and 8")
- Automatic change of tubes
- General or individual (option) speed adjustment (100-1000 m/min)
- Handy diameter adjustment
- Storage capacity of 100 tubes
- Central error display
- Power per 6 spindles: 3 kW
- Compressed air consumption: 25 NI/min
- Dimensions (length x width x height): 5,1 m x 1 m x 2,05 m
- Direct connection between drum and driving motor (no belts)
- Cast iron drums
- Ceramic yarn guiders



16 Cut-to-order



Cut-to-order machine

- Infeed conveyor for multiple mother rolls
- Central operator post above the inspection zone
- Large inspection area
- All functions are integrated:
 - Electronic length measurement
 - Edge control for straight winding
 - Core supply
 - Film dispenser for 1 to 3 rolls



Technical specifications:

- Basic rolls up to \varnothing 900 mm
- Fabric width up to 5000 mm
- Length measuring accuracy: deviation less than 0,1% (optical device)
- Capacity:
 - In function of cut average number
 - Cycle time winder: approx. 60 s
 - 500 cuts in 8 hrs shift is possible
- Data can be read from customer's computer system
- Edge steering unit for straight winding
- Automatic core supply
- Automatic packing for rolls up to \varnothing 500 mm
- Automatic rolling machine with highest reliability
- Perfect winding tension control
- Settings are stored in recipes per quality
- Integrated modem for service support

Extensions / options:

- Double infeed conveyor
- Turning carpets upside down
- High capacity core supply systems
- Roll end closing systems: ultrasonic / thermic
- Labelling systems
- Conveyor systems
- Sorting equipment

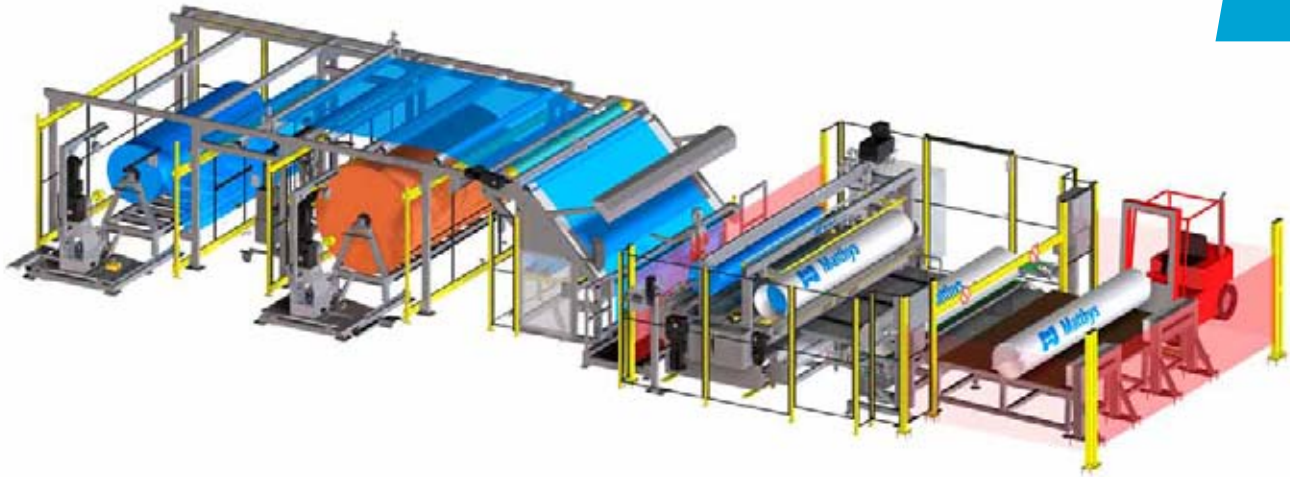




Mini cut-to-order machine


- Very compact design
- Suited for rolls up to \varnothing 900 mm
- With automatic fabric feeding
- Longitudinal cutters
- Transversal cutter
- With pneumatic roll ejection
- Dual motorisation resulting in tightly wound rolls
- Perfectly straight edges thanks to an integrated edge guiding system

18 Inspection



Automated inspection and packing machine


- Working width up to 7,5 m
 - We can handle most of the fabrics: woven (upholstery, curtains, clothing ...), non-woven fabrics, technical fabrics, knitted fabrics
 - Winding speed: up to 120 m/min
 - Different machine combinations are possible:
 - Feeding from A-frames, folded in trolleys or integrated at the end of a production line (with synchronisation)
 - Inspection table:
 - Lighting at the bottom and/or at the top
 - Electronic length measurement
 - Tension regulation setting can be stored in recipes
 - Camera fault registration can be integrated
 - With fault registration system that can be linked to the network of the client
 - Winding units:
 - Tangential and/or central driven
 - Winding diameter: up to 1800 mm
 - Perfect winding tension control
 - Pneumatically or electrically driven (scissor) cutting system
- Options:**
- Stretch film systems to close the roll
 - Automatic winders
 - Packing system integrated in the winder
 - With this system, the rolls are packed on the winder
 - Film width: up to 4400 mm
 - Packing diameter: up to 1000 mm
 - No tape nor stretch film needed
 - Transport system with labelling
 - Automatic sorting of rolls



Example of an entire inspection line

Our vision:

- Our inspection tables and winders are developed to increase the work efficiency
- After inspecting the fabric, the operator can provide the roll with a label and/or tag
- The roll is then packed automatically on the winder and ejected onto the transport conveyor
- With an integrated packing machine in the winder, there is no bottleneck compared to working with a central packing machine
- This way of working is also much more reliable and more flexible: there is no limit on the different roll widths or plastic film types that can run at the same time
- Conveyors transport the rolls towards the ultrasonic crop melting unit to seal the ends
- The automatic labeller puts a label on the outside of the packed roll
- With a robot, we can sort the rolls in trolleys per client or quality



20 Backing line equipment

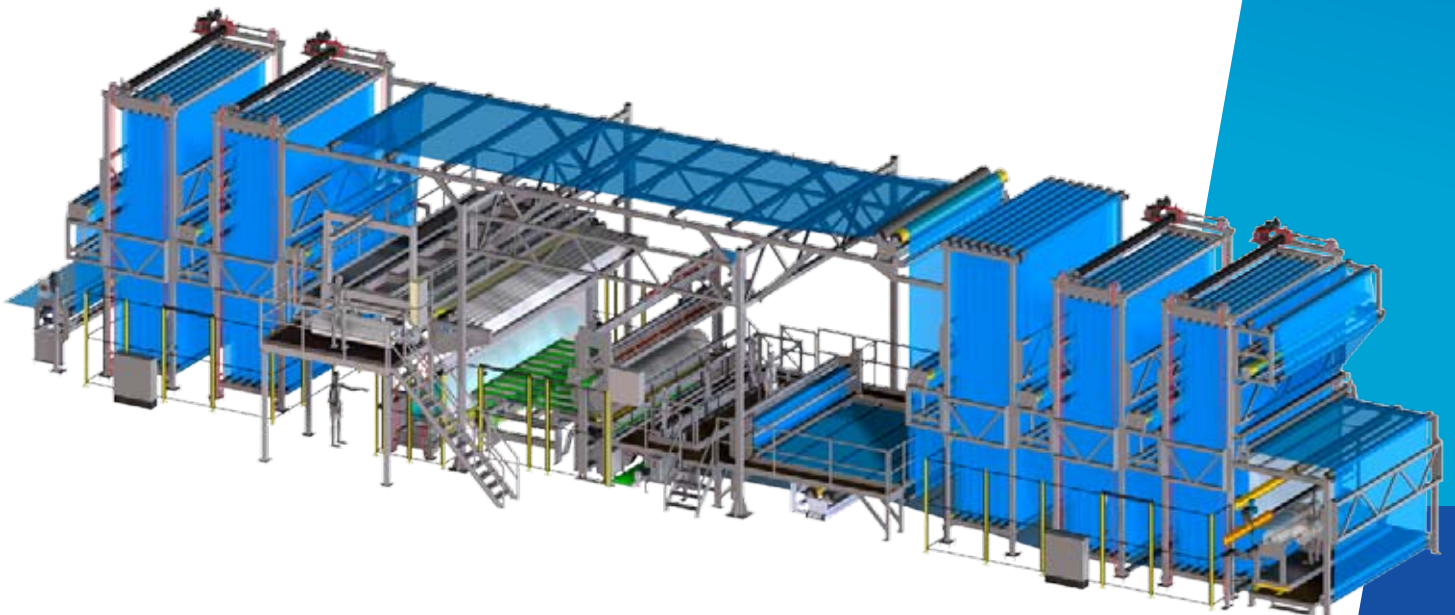
Automatic winding and packaging

Specifications:

- Inspection surface integrated next to the winder
- Cut optimisation thanks to integrated fixed buffer
- Automatic winding (face in/out) with winding tension control
 - *can also be used for very thin and sensitive fabrics*
- Integrated packer for automatic packing (low film consumption)
- Roll closing and automatic sorting of the finished rolls.


We can supply backing line equipment, such as:

- Backing line infeed machinery:
 - Unwinding cradles
 - Guiding frames
 - J-boxes
- Latex applicators
- Secondary backing infeed systems
- Accumulators
- Cutting systems: longitudinal and transversal
- Winding units:
 - Tangential and/or central driven
 - Semi- or full-automatic
 - Automatic core supply
- Packaging systems: manual or automatic
- Conveyor systems for transport to warehouse and loading docks:
 - Elevator systems
 - Bundling and storage systems



Line exits with optimized tension control

- Accumulators with enhanced electronic web tension control
 - Fast and easy transition between lightweight and heavier fabrics
 - Accumulator with driven rollers for very sensitive products
- Improved winding technology
 - Winding tension control programmable in curves and integrated in recipes
 - Higher roll compression ratio by using (driven) compacting roller in the winder (to reduce the transport volume)
 - Optional: automatic doffing and winding cycle restart
- Flexible automation: integration of printing unit, metal detection, weighing systems, storage solutions
- Diameters up to 2200 mm
- Ideal as big batch winder for long roll lengths
- Integrated longitudinal and cross-cutting
- Semi-automatic packing
- Our machines are designed according to your needs



22 Non-woven

Accumulator

- All our accumulators are equipped with motorised carriages for lightweight fabrics (50gr/m²) or heavyweight 3000gr/m²
- Electronic web tension system enables us to store all settings in recipes. Upon loading a recipe, the accumulator setup will adjust itself automatically according to the parameters defined in the recipe.
- **Specifications:**
 - Capacity varies from 18 to 120 lm
 - For fabric widths up to 8000 mm
 - With or without crossing rollers
 - For ultra lightweight or very sensitive products we can supply accumulators with motorised rollers synchronised with the fabric speed.
- **Options:** metal detectors, printing units ...



Cutting

We manufacture, supply and integrate longitudinal and transversal cutters. Based upon cutting trials we will determine the appropriate cutter.

- Longitudinal cutters: pressure, scissor, free and ultrasonic
- Transversal cutters: stationary cutters, moving cutters "flying knife"



Winders

We produce winding equipment for all kinds of non-woven such as needlepunch, airlaid, spunbond, paper, medical bandages ...

Specifications:

- Fabric widths up to 8000 mm
- Roll diameters up to 2200 mm
- Semi- and full-automatic winders
- Low fabric tensions
- High compacting ratios possible (up to 40%)
- With core or coreless winding
- Fully programmable settings (curves) and storable in recipes
- Automatic fabric feed
- Integrated weighing units



Packers

We can provide a wide variety of packing units from simple manual packers to full-automatic packaging installations

Configurations:


- Fixed manual packer
- Movable manual packer
- Optionally slitt rolls can be separated on the packer
- Film dispensers (manual or automatic)
- Automatic film packaging units (sheet or screen) with closing of the sides of the rolls (ultrasonic or flatseal) result in waterproof packed rolls



Padstacker general:

- Longitudinal and transversal cutting units can be integrated
- Combination with winding units can be configured
- Several stacking systems can be provided

Our machines are designed according to your needs



Padstacker for flexible products

- Stacking system with moving belts for flexible products
- Optional with automatic pallet supply
- With integrated longitudinal and transversal cutting
- Pad lengths up to 3000 mm



Padstacker for lofty and thick products

- Stacking system with vacuum aspiration
- Compact design suited for thick products such as insulation
- Multiple rows of pads can be stacked simultaneously
- Mounted on the floor (no excavations required)
- Pad dimensions eg. 2,5 x 2 m (according to your requirements)




Padstacker for stiff products

- Stacking system with gripper arm
- Compact design
- 1 row of pads can be stacked simultaneously
- Automatic pallet change and supply system

24 Non-woven

Full-automatic geotextile line exits

Our line exits are designed for fast running geotextile lines with linespeeds up to 50 m/min and short roll lengths (+70 lm slit in lanes). High speed lines producing short rolls require short cycle times.



■ Accumulator:

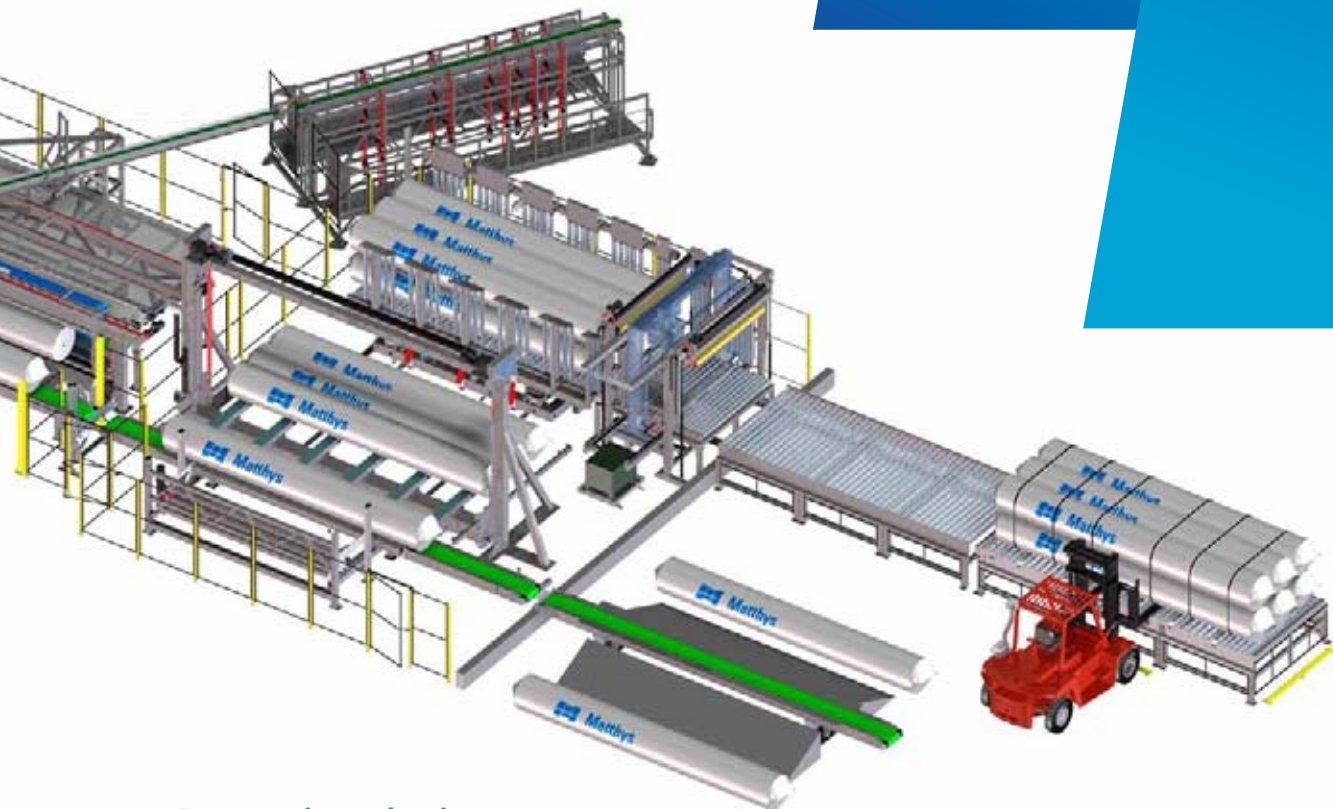
- Large accumulators equipped with motorised carriages, electronic tension regulation and traction groups
- With or without crossing rollers
- Optionally metal detectors, printing units ... can be integrated

■ Winder:

- Winder doffing cycle < 30 s
- Packaging cycle < 30 s
- Very high roll compaction due to the integration of driven compacting roller, pre-tensioning unit and high power geared motors with energy recuperation
- With middle steering
- With automatic doffing (high reliability)
- With automatic tube feed and alignment of up to 6 cores simultaneously

Automatic tube supply systems

Small tube container for ± 5 tubes integrated in the winder. Large stand-alone tube containers for complete bundles of tubes positioned next to the winder, above the winder or even in a remote building.



Automatic packaging:

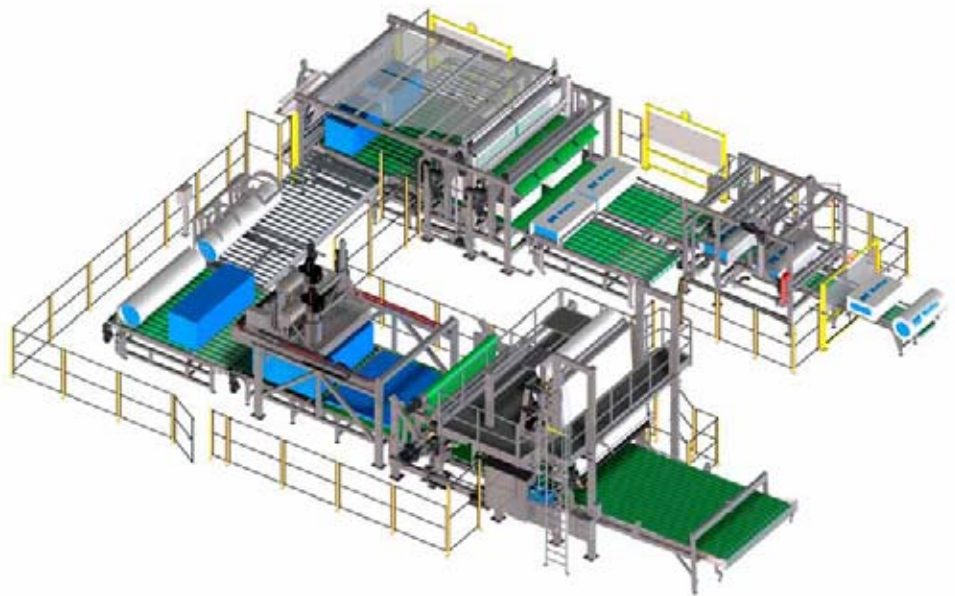
- In sheets of PE film cut-to-size from rolls
- Film dispenser for 3 rolls with optional spare position (different widths, film ...)
- Allows pre-printed film to be used
- Film is welded over the entire width of the roll (fabric width), optionally it can be welded over the entire width of the film
- Sides of the rolls are sealed automatically with flatseal or ultrasonic weld of the excess film
- When PVC tubes are used the film can be inserted automatically and welded onto the inside of the core
- Alternatively we can integrate stretchfilm wrappers instead of sheet film packaging

Further automation:

- Automatic palletizing of rolls reduce roll manipulation and loading times.
- Solutions and layouts are engineered according to your requirements



26 Non-woven



Winding and stacking equipment for insulation products

Complete setup for automatic winding and packaging of rolls as well as stacking and packaging of pads

▪ Roll production

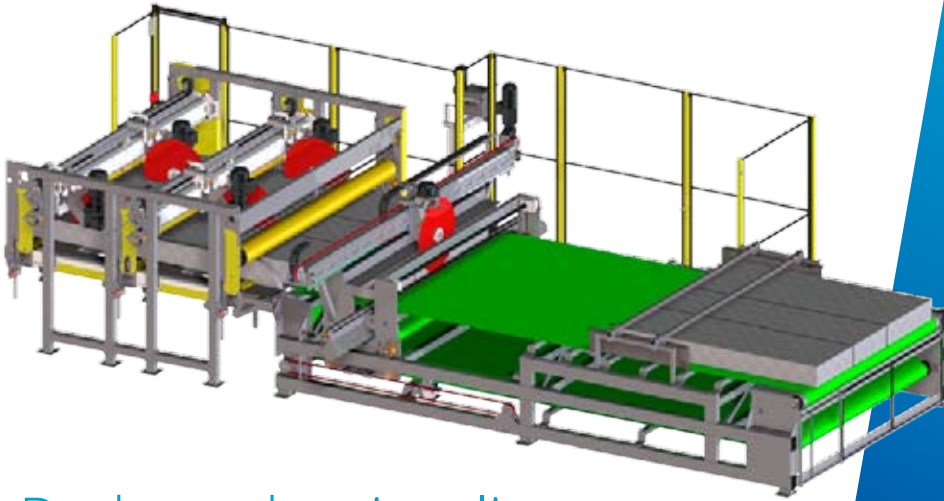
- Automatic coreless winding of rolls with programmable compression ratios
- Automatic packaging in plastic film during winding
 - Up to 3 slit rolls simultaneously and individually wrapped plastic film
 - Rolls are separated on a separation system
- Automatic heat shrinkage of the excessive film on the side of the roll with heated air guns

▪ Pad production

- Automatic stacking of pads
 - Complete array of pads are stacked at once
 - The array of stacks is split automatically into individual stacks prior to packaging
- Stacks are automatically packed in plastic film
 - 2 stacks can be wrapped simultaneously in a screen film packaging unit
 - Programmable compression prior and during packaging by means of conveyor belts
- Automatic heat shrinkage of the excessive film on the side of the stacks
 - The excessive film on the sides of the stacks is retracted or shrunk by means of hot air guns
 - Vertical and horizontal sides are shrunk separately

▪ Further automation for the storage or manipulation of packed rolls or stacks can be engineered (robot cells)

▪ Layouts are engineered according to your wishes



Pad production line

Line exit designed to cut highloft materials into pads

▪ Longitudinal cutting

- Individually driven rotary cutters (Ø800mm) cut materials up to 220mm thick
- With air cooling and moisturisation system
- Traction rollers with pressure rollers to feed the fabric
- Manual positioning of each cutter on the operating side of the machine with digital read out
- Optionally we can integrate automatic positioning systems

▪ Transversal cutter "flying knife"

- High speed rotary cutter moves along with the fabric whilst performing the cross-cut
- Integrated in the conveyor belt
- Cross-cut is performed without stopping the fabric nor the line



Highloft winder

- To wind lofty products (eg. wadding)
- Fast manual roll change without stopping nor buffering
- Automatic core supply
- Compacting by means of driven pressure roller

We produce accumulators with driven and synchronised rollers for highloft materials

28 Tufting

Creels for tufting

▪ We make creels for tufting machines:

- Modular design
- With several options and layout
- Custom-made


▪ Further advantages of our creels:

- A very strong construction
- No beams on the ground
 - Ergonomic
 - Easy to clean
 - Easy to put the bobbins on the creel
- A self-supporting bridging, not leaning on the tufting machine

▪ Several executions and options:

- Adjustable lighting
- Platforms (different strengths and different coverings)
- Protections for platforms (in several executions)
- Corridor to knot the bobbin
- Built-in chariots
- Pressurized air with pistols and spiral tubes

Matthys also makes creels for semi- and full-automatic charging of bobbins on interchangeable bobbin carts.



Bobbin holder

- years of experience have lead to continuous improvement of our bobbin holders
- we use a wide variety of bobbin holders, from which the most popular are:



— Double spring holders: SC170-100
big and heavy bobbins (max. Ø 400 mm, 10kg)



— Single spring holders: SC170-102/3
for low weight bobbins



— Single spring holder: SC170-105
specially designed for automatic creeling

Unwinding units for backing rolls

- Compact design
- For fabric widths up to 5.200 mm
- For roll diameters up to Ø 900 mm
- With pneumatic roll lifting system for rolls up to 950 kg
- Controlled fabric tension
- Edge guiding
- Unwinding shaft locking mechanism



Options:

- Walkway for a better access to the tufting machine
- Movable step for a better access to the collector board

Inspection stands

Inspection units are integrated right after the tuft machine thus enabling an immediate repair of tufting defaults.

Configurations:

- Reparation of faults just after the tufting machine
- Reparation of faults just before the winding machine or folding machine
- Double use: the fabric can pass in two different ways through the inspection unit



Modular design that allows various extra features to be added such as:

- A control panel (with or without backlight)
- A compensation system with several rolls (separate or in a carriage)
- Spiral rolls and spreading rolls to prevent wrinkles
- A steaming unit



Winding units

- The inspected fabrics are wound on a batch winder
- With pneumatic roll ejection
- Cross-cutter optionally available
- For rolls up to Ø 2000 mm
- Straight and compact wound rolls

30 Textile related automation

We design and manufacture peripheral automation equipment for textile related products such as manipulators, welding units, assembly units, etc.

Some of our realised projects:



Ultrasonic welding of filter bags onto plastic rings



Applicator for aluminium tape onto needlepunch non-woven




*Multilayer fabric tube assembly machine
Unwinding station for multiple fabrics with integrated cut-to-size unit and ultrasonic welding for the production of fabric tubes.*



Foam spring cutting machine





Changing ideas into machines



Changing ideas into machines



Leemputstraat 71-75
8792 Desselgem - Belgium
T +32 56 73 30 60
F +32 56 73 30 80
machines@matthysgroup.com
www.matthysgroup.com